



Poison Centre Notifications

**Industry support and
current communication campaign**

Heidi Rasikari

November 2021

Poison Centre team

European Chemicals Agency

Topics covered

- Poison centre website – available tools and support
- Stakeholder engagement channels
- UFI awareness raising campaign

Navigating the poison centre website

Work in progress considerations...

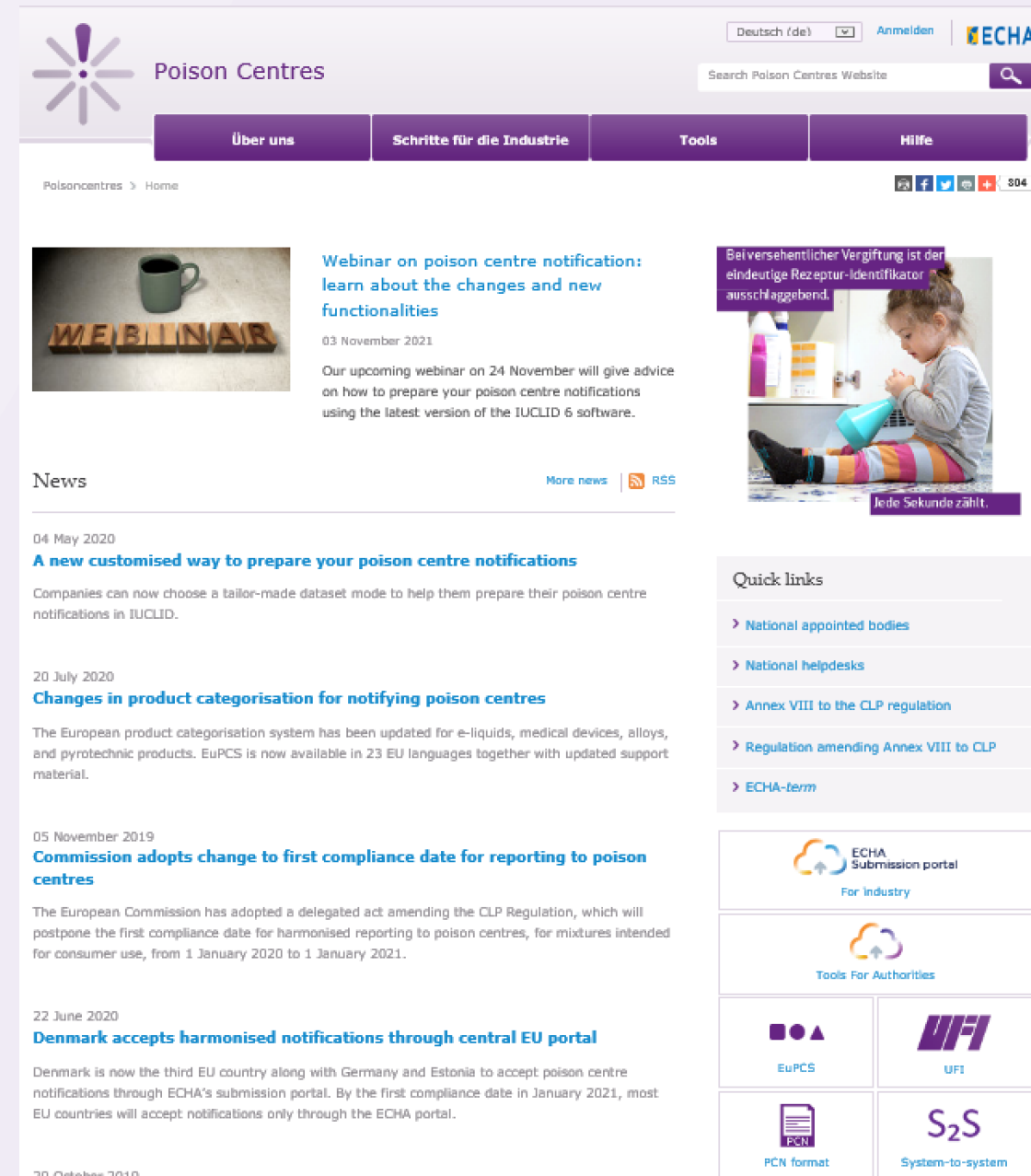
- Firstly, updates are in plan
- Recent upgrade in software platform – all web related requests put on hold
- Increased backlog ordered by priority
- Improvements and updates delayed
 - Tool pages
 - Q&As
- Not everything is translated due to constant changes
 - ECHA policy only 'stable' content sent for translation

We have just carried out a challenging software upgrade on our websites, to enable future developments and increase security. You might experience some issues, like features not correctly working or content temporarily missing. We are doing our best to solve such pending issues. We apologise for any inconvenience that you might experience.

Website homepage

- Header tool bar translated
- News – not translated - no subscribing
- Quick links to documents
- Short cuts to tools
- Link to our new consumer site – ‘*Why the UFI matters!*’

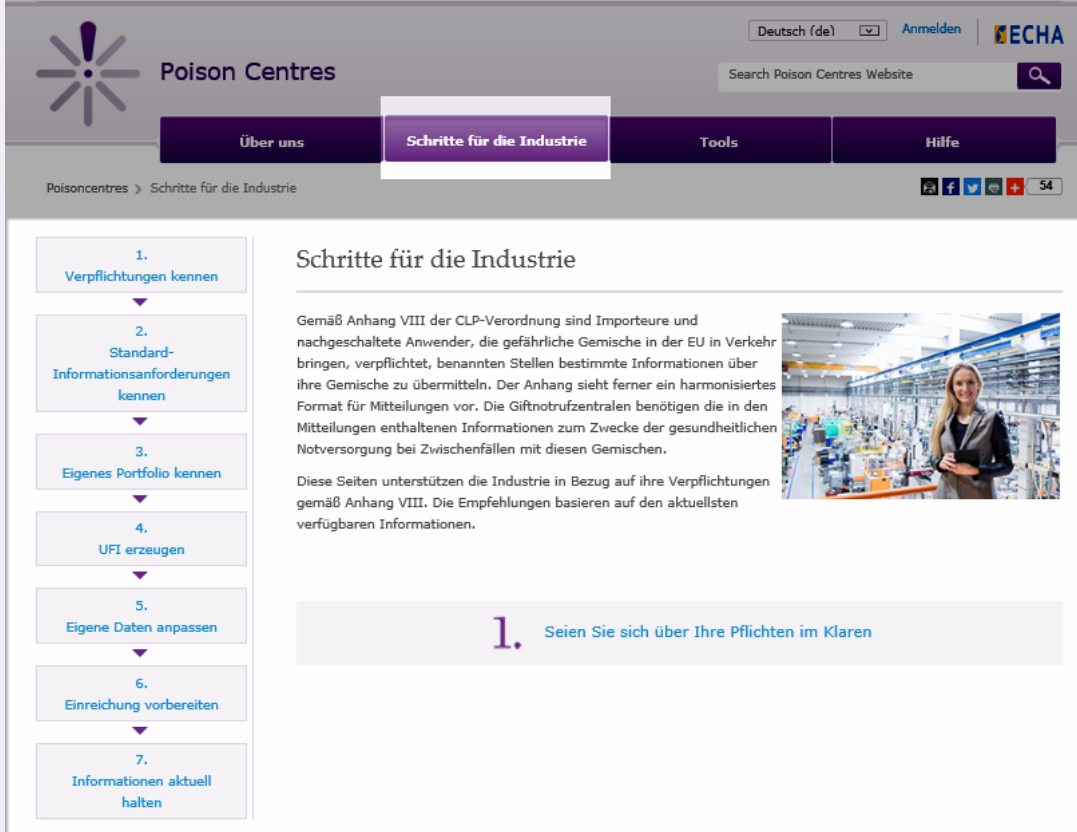
<https://poisoncentres.echa.europa.eu/de/home>



The screenshot shows the Poison Centres website homepage in German. At the top, there is a header with the logo, the text 'Poison Centres', a language selector set to 'Deutsch (de)', and an 'Anmelden' button. A search bar is also present. Below the header is a navigation bar with buttons for 'Über uns', 'Schritte für die Industrie', 'Tools', and 'Hilfe'. The main content area features a 'Webinar on poison centre notification' announcement with a date of 03 November 2021. To the right, there is a section titled 'Bei versehentlicher Vergiftung ist der eindeutige Rezeptur-Identifikator ausschlaggebend.' with an image of a child and the text 'Jede Sekunde zählt.'. Below the webinar announcement is a 'News' section with several articles, including 'A new customised way to prepare your poison centre notifications' (04 May 2020), 'Changes in product categorisation for notifying poison centres' (20 July 2020), 'Commission adopts change to first compliance date for reporting to poison centres' (05 November 2019), and 'Denmark accepts harmonised notifications through central EU portal' (22 June 2020). On the right side, there is a 'Quick links' section with links to 'National appointed bodies', 'National helpdesks', 'Annex VIII to the CLP regulation', 'Regulation amending Annex VIII to CLP', and 'ECHA-term'. At the bottom right, there are icons for 'ECHA Submission portal For industry', 'Tools For Authorities', 'EuPCS', 'UFI', 'PCN format', and 'S₂S System-to-system'. The footer includes the ECHA logo and the text 'EUROPEAN CHEMICALS AGENCY'.

Steps for industry

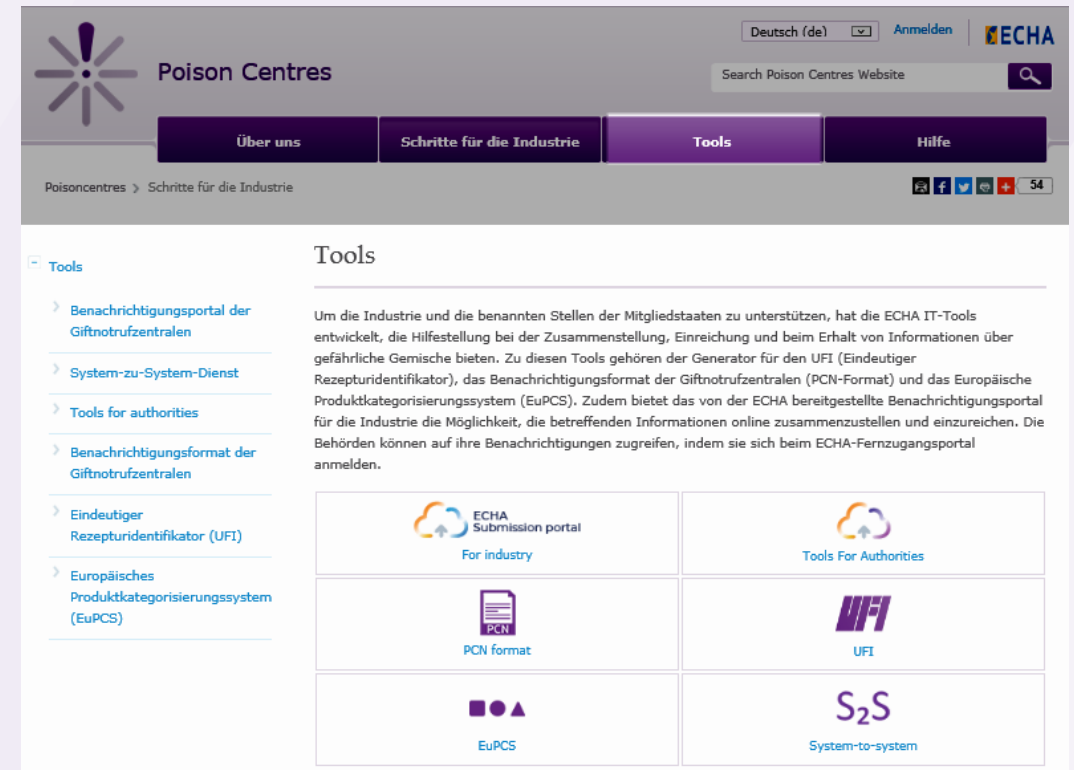
- Step by step guide from how to start preparing to submitting and keeping information up to date.
- Each step contains links to specific support
- Pages available in all EU languages



The screenshot shows the Poison Centres website interface. At the top, there is a navigation bar with the Poison Centres logo, a language dropdown set to 'Deutsch (de)', an 'Anmelden' button, and the ECHA logo. Below this is a search bar and a main navigation menu with options: 'Über uns', 'Schritte für die Industrie' (highlighted), 'Tools', and 'Hilfe'. A breadcrumb trail shows 'Poisoncentres > Schritte für die Industrie'. On the left side, a vertical list of seven steps is shown, with the first step '1. Verpflichtungen kennen' highlighted. The main content area is titled 'Schritte für die Industrie' and contains text explaining the requirements for importers and downstream users under CLP Regulation Annex VIII. A photo of a woman in a laboratory setting is included. At the bottom, a large call-to-action box reads '1. Seien Sie sich über Ihre Pflichten im Klaren'.

Tools tab & pages

- Contains specific pages for each tool, with links to the related tool & support material
- For industry
 - **UFI Generator**
 - **European product categorisation system**
 - **ECHA Submission portal**
 - PCN format
 - System to system
- Content of each 'tool' page not translated
- Updates and translations Q1 2022



The screenshot shows the Poison Centres website interface. At the top, there is a navigation bar with the Poison Centres logo, a language dropdown set to 'Deutsch (de)', an 'Anmelden' button, and the ECHA logo. Below this is a search bar and a main navigation menu with tabs for 'Über uns', 'Schritte für die Industrie', 'Tools' (which is highlighted), and 'Hilfe'. The breadcrumb trail shows 'Poisoncentres > Schritte für die Industrie'. The 'Tools' section is active, displaying a list of tools on the left and a detailed description on the right. The description states that ECHA IT-tools were developed to support industry and member states, providing assistance in information collection, submission, and retention of hazardous mixtures. It lists the UFI generator, the PCN format, and the ECHA submission portal. Below the text is a grid of six tool icons: ECHA Submission portal For industry, Tools For Authorities, PCN format, UFI, EuPCS, and S₂S System-to-system.

Unique Formula Identifier page

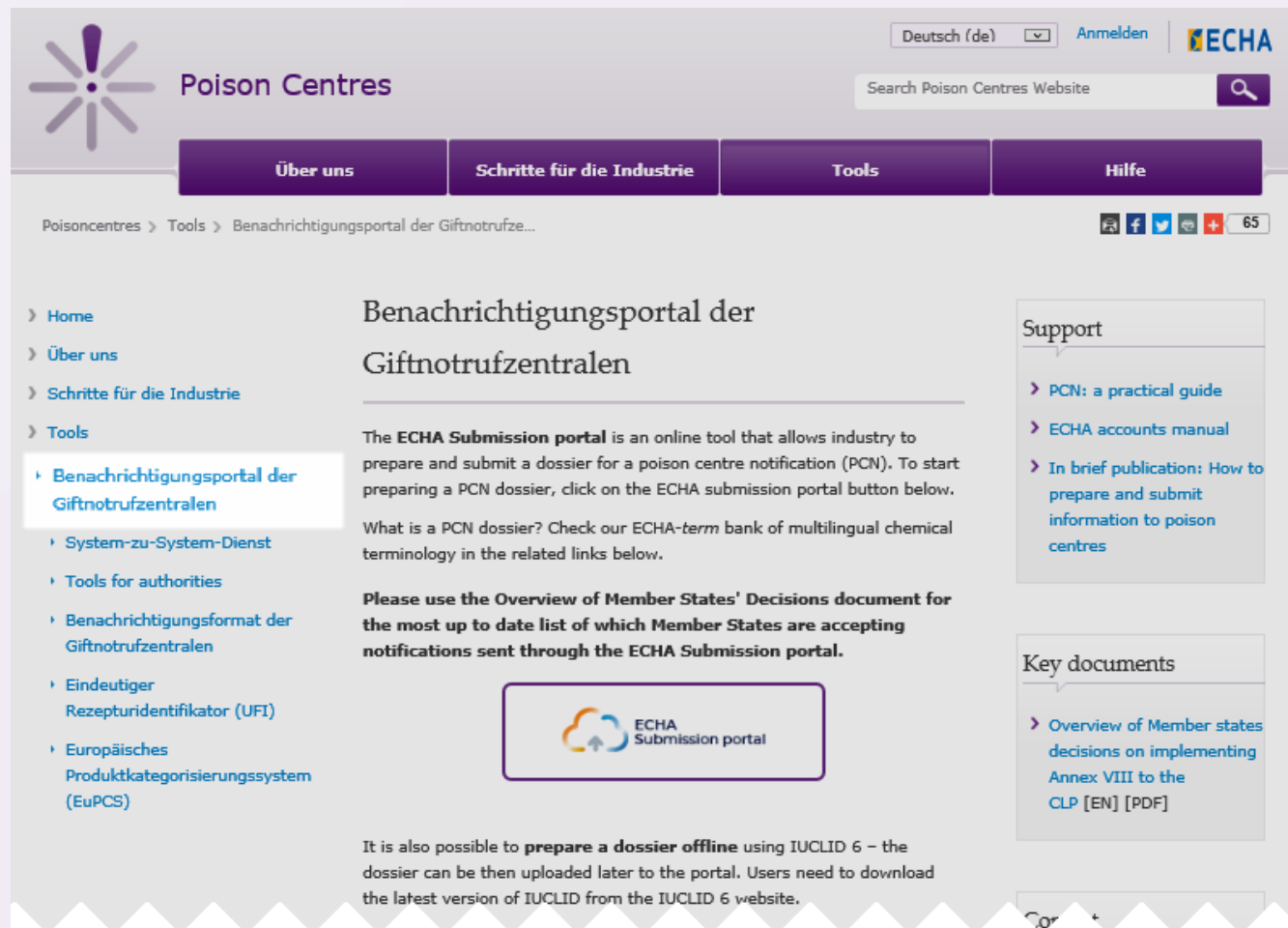
- Most questions received are about the UFI!
- Generate UFIs either by:
 - UFI Generator tool (translated)
 - user guide available in EU languages
 - UFI generator algorithm
 - Developer's manual – EN only
- Additional support material
 - In brief 'The UFI and what it means for your labels'
 - Animation
 - Webinars
 - Q&As



The screenshot shows the Poison Centres website interface. At the top, there is a navigation bar with the Poison Centres logo, a language dropdown set to 'Deutsch (de)', an 'Anmelden' button, and the ECHA logo. Below this is a search bar and a main navigation menu with buttons for 'Über uns', 'Schritte für die Industrie', 'Tools', and 'Hilfe'. The breadcrumb trail reads 'Poisoncentres > Tools > Eindeutiger Rezepturidentifikator (UFI)'. The main content area is titled 'Eindeutiger Rezepturidentifikator (UFI)'. It contains a paragraph explaining that generating a UFI and affixing it to the product label is an industry obligation, and that the UFI Generator tool allows for singular or bulk generation of UFIs. Below this, there are links for 'UFI Generator', 'User guide for the UFI Generator [PDF] [EN]', 'UFI In Brief', 'UFI animation', and 'UFI Developers Manual [PDF] [EN]'. A section titled 'Webinar on the UFI' is also visible, with a paragraph explaining that the webinar presentations explain what the UFI is and how it can be used.

ECHA Submission portal page

- Link to the tool
- Main support
- Key documents
- Page update underway!



The screenshot shows the ECHA Submission portal page for Poison Centres. The page is in German (Deutsch (de)) and includes a search bar and navigation menu. The main content area is titled "Benachrichtigungsportal der Giftnotrufzentralen" and provides information about the ECHA Submission portal, including a description and a link to the portal. The page also features a sidebar with navigation links and a "Support" section with links to a practical guide, accounts manual, and a brief publication. A "Key documents" section is also visible, containing a link to an overview of member states' decisions on implementing Annex VIII to the CLP.

Deutsch (de) Anmelden ECHA

Poison Centres

Search Poison Centres Website

Über uns Schritte für die Industrie Tools Hilfe

Poisoncentres > Tools > Benachrichtigungsportal der Giftnotrufze...

Home

Über uns

Schritte für die Industrie

Tools

Benachrichtigungsportal der Giftnotrufzentralen

System-zu-System-Dienst

Tools for authorities

Benachrichtigungsformat der Giftnotrufzentralen

Eindeutiger Rezepturidentifikator (UFI)

Europäisches Produktkategorisierungssystem (EuPCS)

Benachrichtigungsportal der Giftnotrufzentralen

The ECHA Submission portal is an online tool that allows industry to prepare and submit a dossier for a poison centre notification (PCN). To start preparing a PCN dossier, click on the ECHA submission portal button below.

What is a PCN dossier? Check our ECHA-term bank of multilingual chemical terminology in the related links below.

Please use the Overview of Member States' Decisions document for the most up to date list of which Member States are accepting notifications sent through the ECHA Submission portal.

ECHA Submission portal

It is also possible to prepare a dossier offline using IUCLID 6 – the dossier can be then uploaded later to the portal. Users need to download the latest version of IUCLID from the IUCLID 6 website.

Support

PCN: a practical guide

ECHA accounts manual


In brief publication: How to prepare and submit information to poison centres

Key documents

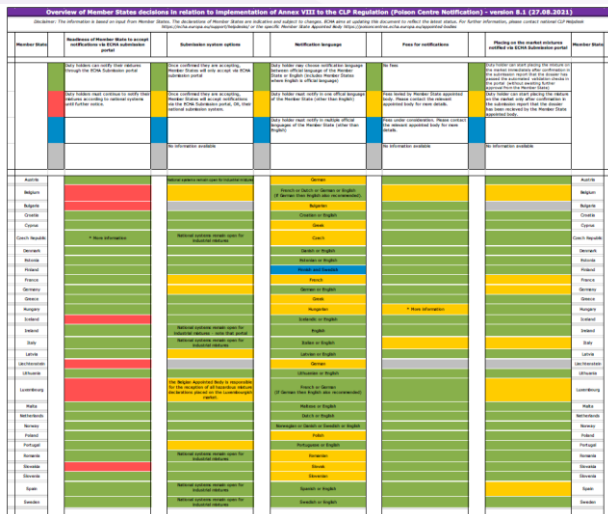
Overview of Member states decisions on implementing Annex VIII to the CLP [EN] [PDF]

ECHA Submission portal

- ECHA Cloud services – IUCLID Cloud & ECHA Submission portal
- IT tools are not translated.
- But we have a lot of support documentation!
- PCN practical guide
 - recently updated - next update December
 - Translations 2022
- IUCLID Functionalities manual
 - All EU languages
 - Available in IUCLID/IUCLID website




Additional support



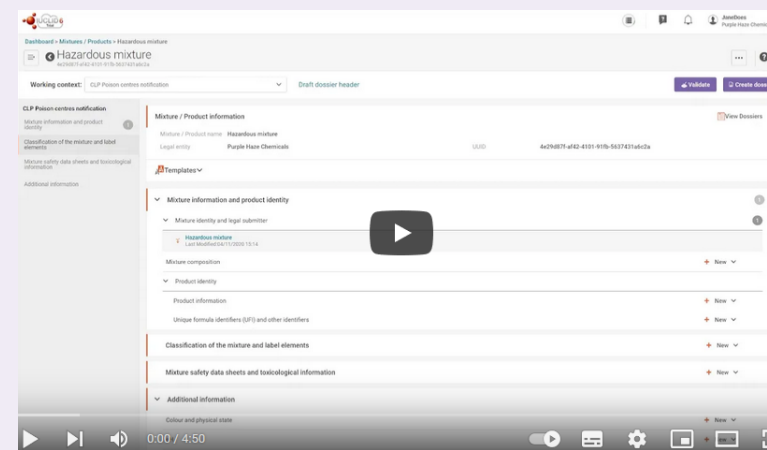
Overview of Member States decisions in relation to implementation of Annex VIII to the CLP Regulation (Poison Centre Notifications) - version 8.1 (27.08.2021)

Member State	Member States' decision to extend notification to the CLP Regulation	Submission system option	Notification language	Price for notification	Timing in the system (notification to the CLP Regulation)	Member State
Belgium	Yes	Yes	French	Yes	Yes	Belgium
Bulgaria	Yes	Yes	Bulgarian	Yes	Yes	Bulgaria
Canada	Yes	Yes	English	Yes	Yes	Canada
Czechia	Yes	Yes	Czech	Yes	Yes	Czechia
Denmark	Yes	Yes	Danish	Yes	Yes	Denmark
Estonia	Yes	Yes	Estonian	Yes	Yes	Estonia
France	Yes	Yes	French	Yes	Yes	France
Germany	Yes	Yes	German	Yes	Yes	Germany
Greece	Yes	Yes	Greek	Yes	Yes	Greece
Italy	Yes	Yes	Italian	Yes	Yes	Italy
Latvia	Yes	Yes	Latvian	Yes	Yes	Latvia
Lithuania	Yes	Yes	Lithuanian	Yes	Yes	Lithuania
Netherlands	Yes	Yes	Dutch	Yes	Yes	Netherlands
Poland	Yes	Yes	Polish	Yes	Yes	Poland
Portugal	Yes	Yes	Portuguese	Yes	Yes	Portugal
Romania	Yes	Yes	Romanian	Yes	Yes	Romania
Slovakia	Yes	Yes	Slovak	Yes	Yes	Slovakia
Slovenia	Yes	Yes	Slovene	Yes	Yes	Slovenia
Spain	Yes	Yes	Spanish	Yes	Yes	Spain
Sweden	Yes	Yes	Swedish	Yes	Yes	Sweden
United Kingdom	Yes	Yes	English	Yes	Yes	United Kingdom

Member States overview



ECHA Accounts manual

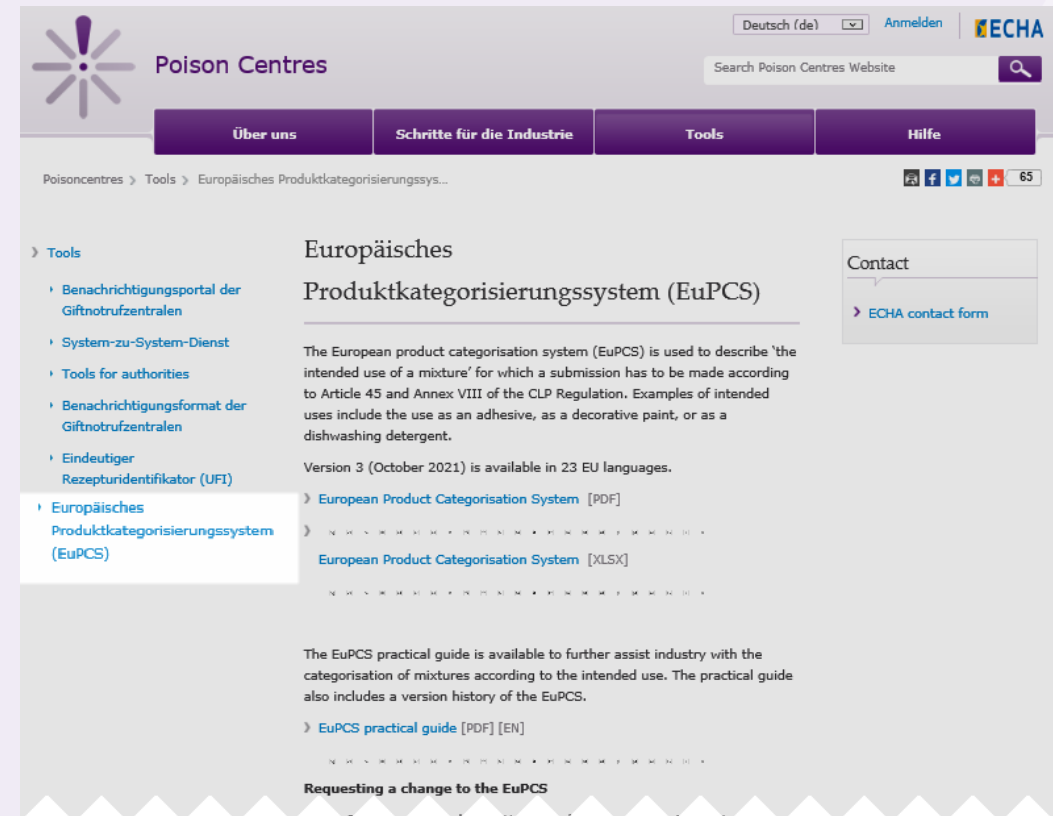


Video tutorials available
'Support -> e-Learning'

European Product Categorisation System page

- One main intended use category required to describe the mixture/product.
- Translated system and EuPCS guide available
- What if you don't know which to select?
 - Check with your association first.
- Request for change process possible

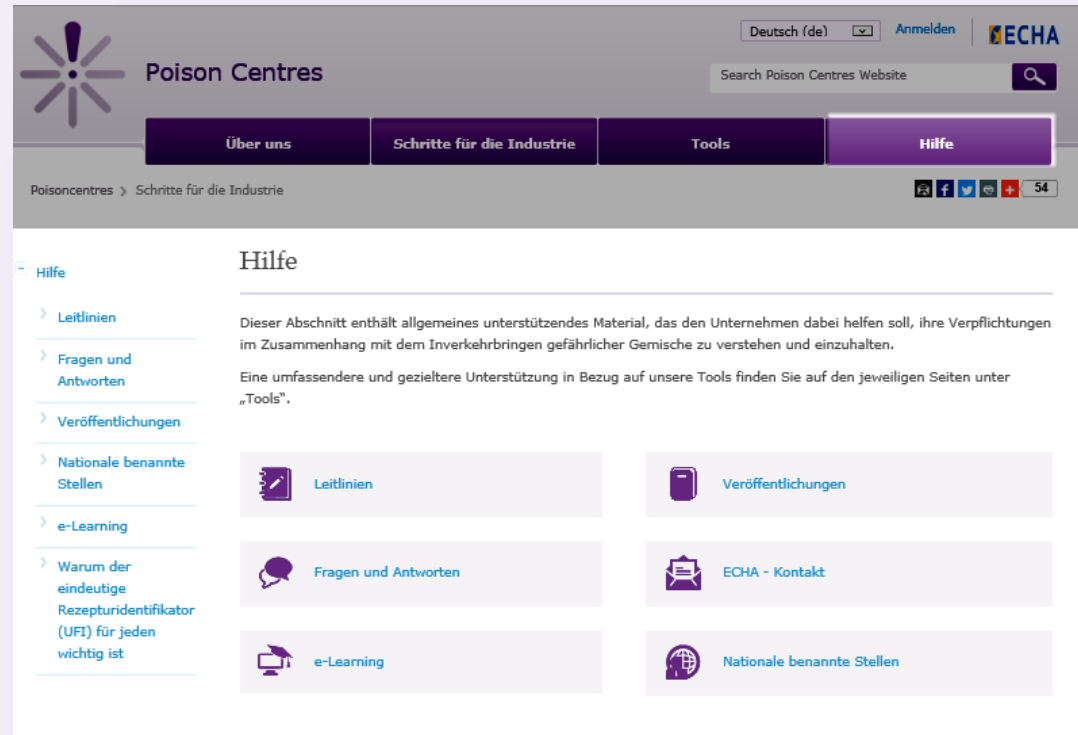
<https://poisoncentres.echa.europa.eu/eu-product-categorisation-system>



The screenshot shows the Poison Centres website interface. The header includes the Poison Centres logo, a language selector set to 'Deutsch (de)', an 'Anmelden' button, and the ECHA logo. A search bar is present with the text 'Search Poison Centres Website'. The main navigation menu has four items: 'Über uns', 'Schritte für die Industrie', 'Tools', and 'Hilfe'. The breadcrumb trail reads 'Poisoncentres > Tools > Europäisches Produktkategorisierungssys...'. The left sidebar lists various tools, with 'Europäisches Produktkategorisierungssystem (EuPCS)' selected and highlighted. The main content area is titled 'Europäisches Produktkategorisierungssystem (EuPCS)' and contains the following text: 'The European product categorisation system (EuPCS) is used to describe 'the intended use of a mixture' for which a submission has to be made according to Article 45 and Annex VIII of the CLP Regulation. Examples of intended uses include the use as an adhesive, as a decorative paint, or as a dishwashing detergent. Version 3 (October 2021) is available in 23 EU languages.' Below this, there are links for 'European Product Categorisation System [PDF]', 'European Product Categorisation System [XLSX]', and 'EuPCS practical guide [PDF] [EN]'. A 'Contact' section on the right contains a link to 'ECHA contact form'. At the bottom, there is a section titled 'Requesting a change to the EuPCS'.

Support tab and specific pages

- Contains specific pages for general support
- Range of different support types
 - Guidance
 - Q&As
 - e-Learning for audio visual material
 - In Brief publications (translated)
 - Contact ECHA
 - National support



The screenshot shows the Poison Centres website interface. At the top, there is a navigation bar with the Poison Centres logo, the text 'Poison Centres', a language dropdown set to 'Deutsch (de)', an 'Anmelden' button, and the ECHA logo. A search bar is also present. Below the navigation bar, there are four main menu items: 'Über uns', 'Schritte für die Industrie', 'Tools', and 'Hilfe' (highlighted in purple). The 'Hilfe' section is expanded, showing a list of sub-sections on the left: 'Leitlinien', 'Fragen und Antworten', 'Veröffentlichungen', 'Nationale benannte Stellen', 'e-Learning', and 'Warum der eindeutige Rezepturidentifikator (UFI) für jeden wichtig ist'. The main content area for 'Hilfe' contains introductory text and six interactive tiles: 'Leitlinien', 'Veröffentlichungen', 'Fragen und Antworten', 'ECHA - Kontakt', 'e-Learning', and 'Nationale benannte Stellen'.

Relevant regulatory Guidance

- Links to ECHA website for:
 - Annex VIII Guidance
 - Labelling and packaging
 - Substances in articles
 - Compilation of safety data sheets
- Translations available for version 4
- Version 5 in the plans

<https://echa.europa.eu/de/guidance-documents/guidance-on-clp>

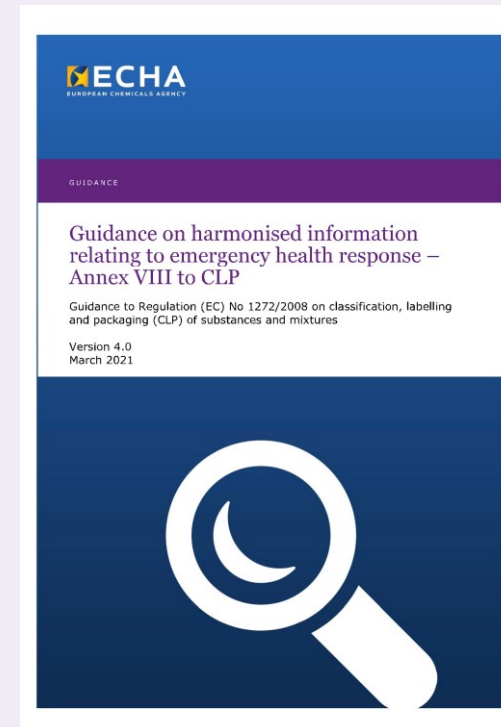
Leitlinien

Die erste Fassung der „Leitlinien zu harmonisierten Informationen für die gesundheitliche Notversorgung – Anhang VIII der CLP-Verordnung“ wurde im März 2019 nach formeller Konsultation der Partner der ECHA – der Partnerexpertengruppe, des Forums, der zuständigen Behörden der Mitgliedstaaten und der Kommission – veröffentlicht. Die Entwürfe der eingegangenen Textbemerkungen und die Antworten der ECHA aus jeder Phase der Konsultation sind auf der ECHA-Website unter „Closed guidance consultations“ (Abgeschlossene Konsultationen zu Leitlinien) verfügbar.

Die Leitlinien zu Anhang VIII sind unter „Leitlinien“ Anhang VIII der

Further support

- ▶ [Guidance section of ECHA's website](#)
- ▶ [Closed Guidance consultations](#)



Q&As

- Q&A common questions
- 'This week in Helpdesk' to support in the lead up to the first compliance date
- Generally not translated
- Update to align with ECHA website Q&As
 - Date
 - ID number
 - Version number

Fragen und Antworten

Dieser Abschnitt enthält Antworten auf die am häufigsten gestellten Fragen zu den **Verpflichtungen** im Zusammenhang mit dem Inverkehrbringen gefährlicher Gemische. Wenn Sie die gesuchten Informationen nicht finden, können Sie sich an die ECHA wenden.

Zuletzt aktualisiert am 26.10.2020

› [ECHA - Kontakt](#)

▼ Duty holders and Annex VIII scope

▼ Who has the duty to submit?

Article 45 places direct submission obligations to importers and downstream users based in the European Economic Area, i.e. Members States of the European Union and Norway, Iceland and Liechtenstein. These operators, when placing hazardous mixtures on the market, have to submit information according to Annex VIII of the CLP Regulation to the relevant appointed body. Nevertheless, all operators who place hazardous mixtures on the market have the obligation to make sure they place on the market mixtures which are in compliance with CLP as a whole. This means that distributors (in particular rebranding companies distributing a mixture in another Member State) have to submit themselves if the relevant information was not submitted by the supplier.

Please note that the interpretation of the role of re-branders (namely re-branders) has not been agreed and is still under discussion.

December 2020

Toll formulators are downstream users. If they supply and make a mixture available on the market, they are duty holders in accordance with Article 45 and have the obligation to generate a UFI and make a notification – even if they do not own the product or the intellectual property rights of the mixture they formulate.

What obligations does the toll formulator's customer have? The toll formulator's customer will not have any notification obligations if they only store and place the mixture on the market, meaning, they act as a distributor. However, they do have obligations under Article 4(10) of CLP.


What if the customer makes a change? If the customer performs any activities as a downstream user (formulation, re-packaging, re-fill) then they also have the obligation to generate a UFI and make a notification.

This week in Helpdesk

- › [Submitting before the compliance date \(corrigendum\)](#)
22/12/2020 [PDF]
- › [Toll formulators and PCN](#)
22/12/2020 [PDF]
- › [EU importers/UK suppliers \(corrigendum\)](#)
09/02/2021
[PDF]
- › [Legal submitters & foreign users](#)
23/10/2020 [PDF]
- › [Generic product identifiers](#)
16/09/2020 [PDF]

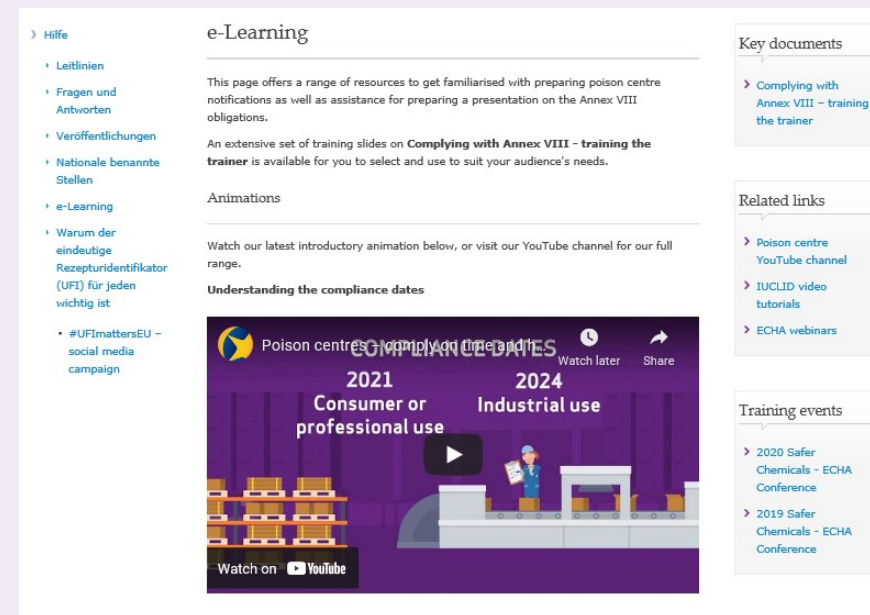
THIS WEEK IN HELPDESK

Toll formulators and PCN



e-Learning page for audio-visuals

- Animations
- Webinars
- Demonstrations / video tutorials
- Links to
 - IUCLID video tutorials
 - Training events
 - PCN YouTube channel
- Sub-titles in EU language versions not provided



The screenshot shows a web page titled "e-Learning" with a navigation menu on the left. The main content area includes a description of resources for preparing poison centre notifications, a section for "Animations" with a video player, and a section for "Understanding the compliance dates" with a video player. The video player shows a timeline for compliance dates: 2021 for Consumer or professional use and 2024 for Industrial use. The right sidebar contains sections for "Key documents", "Related links", and "Training events".

e-Learning

This page offers a range of resources to get familiarised with preparing poison centre notifications as well as assistance for preparing a presentation on the Annex VIII obligations.

An extensive set of training slides on **Complying with Annex VIII - training the trainer** is available for you to select and use to suit your audience's needs.

Animations

Watch our latest introductory animation below, or visit our YouTube channel for our full range.

Understanding the compliance dates

2021 Consumer or professional use

2024 Industrial use

Watch on YouTube

Key documents

- ▶ [Complying with Annex VIII - training the trainer](#)

Related links

- ▶ [Poison centre YouTube channel](#)
- ▶ [IUCLID video tutorials](#)
- ▶ [ECHA webinars](#)

Training events

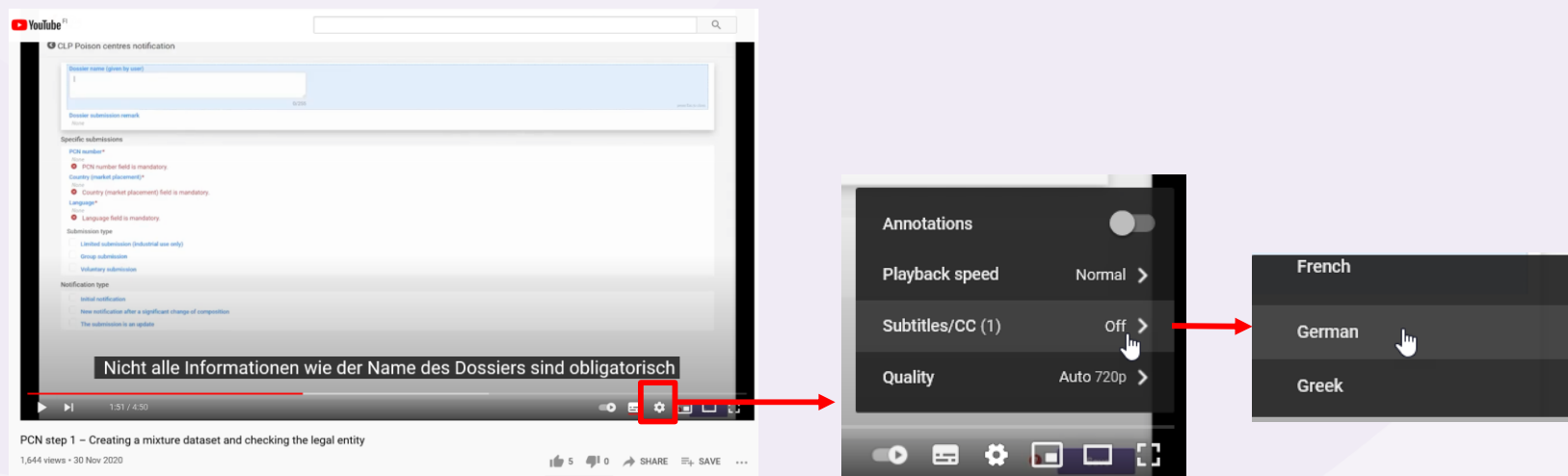
- ▶ [2020 Safer Chemicals - ECHA Conference](#)
- ▶ [2019 Safer Chemicals - ECHA Conference](#)

Poison Centre playlist - YouTube

- Recorded material in YouTube

<https://www.youtube.com/playlist?list=PLOPGDACSD6qy-pVbXvKkxsIukZ3XAKOMy>

- Try the auto-translate functionality for subtitles – it may be helpful*



The image shows a YouTube video player interface. The video title is "CLP Poison centres notification". The video content displays a form with various fields and checkboxes, and a subtitle in German: "Nicht alle Informationen wie der Name des Dossiers sind obligatorisch". A red box highlights the settings icon in the video player controls. A red arrow points from this icon to a settings menu that is open, showing options for Annotations, Playback speed (Normal), Subtitles/CC (1) (Off), and Quality (Auto 720p). Another red arrow points from the Subtitles/CC option to a language selection menu with options for French, German, and Greek. A hand cursor is positioned over the German option.

Contacts page

1. National Helpdesks

- First point of contact
- For regulatory questions (some technical support)
- Answer in national language

<https://echa.europa.eu/support/helpdesks>

2. ECHA Helpdesk

- For technical support
- Redirect regulatory questions to National helpdesks – ECHA supports through training, videoconferences and events

<https://echa.europa.eu/contact/clp>

3. National appointed bodies

- For information referring to national systems & procedures e.g. on-boarding to the Portal, fees.
- <https://poisoncentres.echa.europa.eu/appointed-bodies>



ECHA - Kontakt



Nationale benannte Stellen

Stakeholder engagement channels

PCN stakeholder meetings

- Meet several times a year
 - Industry representatives
 - Poison centres/Appointed Bodies
 - Software providers
- Discuss range of topics
- Inform about upcoming changes
- Receive feedback for improvements
- Check if your industry association is a member!

Join us for our upcoming webinar!

- November 23 from 10am CET (11am Helsinki)
- Latest developments following October release
- Q&A session

<https://echa.europa.eu/de/-/webnar-pcn-20211124>

Time	Title	Speaker
11:00	Introduction and update of the latest developments	Heidi Rasikari, ECHA
11:15	Upcoming changes to the IT solution – cease product vs. disable submissions	Claudia Rimondo, ECHA
11:35	Making a 'Group submission'	Daniele Ape, ECHA
12:00 – 13:00	Webinar open for questions	

Webinar listings

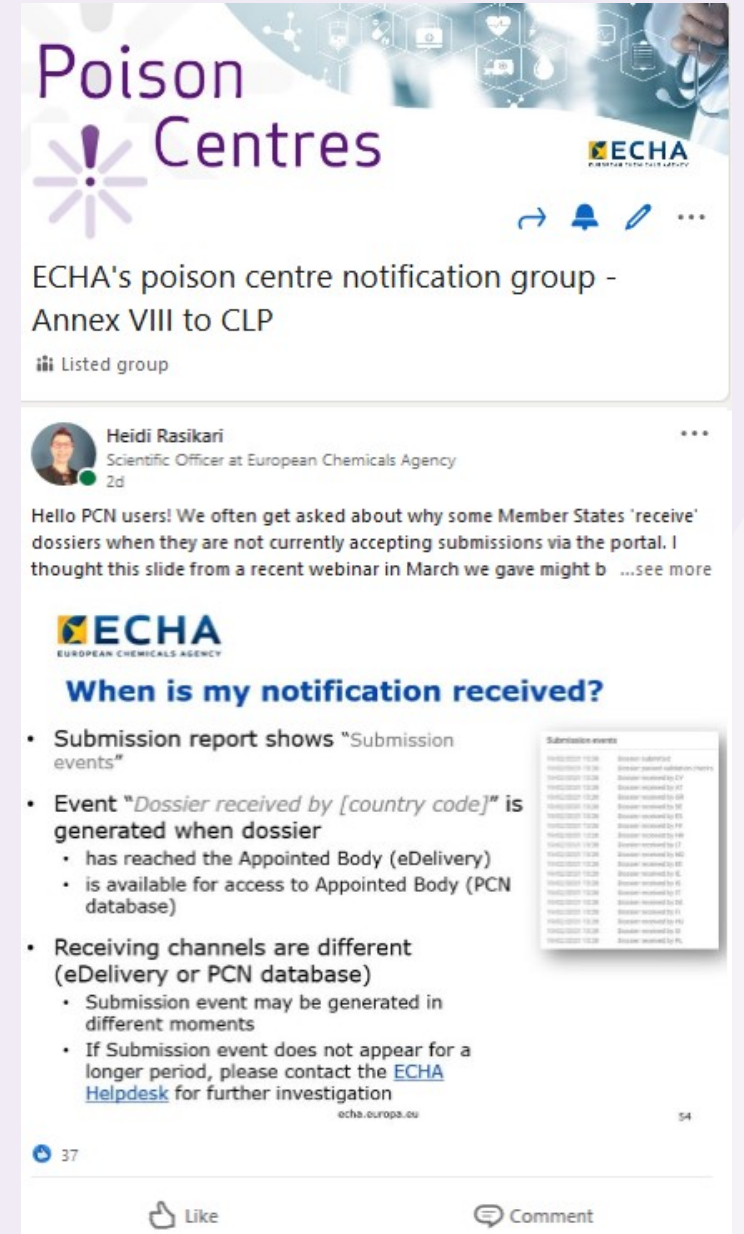
- If you miss our webinar:
 - All previous webinars (videos, slides, Q&As) available from ECHA website
 - The latest webinar (and most relevant) available from the e-Learning page on the poison centre website




Engage in LinkedIn

- New channel to support companies
- Started January 2020
- Over 2,200 members
- Post questions, share knowledge and experience
- Stay informed about PCN news and updates

<https://www.linkedin.com/groups/12364138/>



Poison Centres 

ECHA's poison centre notification group - Annex VIII to CLP

Listed group

Heidi Rasikari
Scientific Officer at European Chemicals Agency
2d

Hello PCN users! We often get asked about why some Member States 'receive' dossiers when they are not currently accepting submissions via the portal. I thought this slide from a recent webinar in March we gave might b ...see more

ECHA
EUROPEAN CHEMICALS AGENCY

When is my notification received?

- Submission report shows "Submission events"
- Event "*Dossier received by [country code]*" is generated when dossier
 - has reached the Appointed Body (eDelivery)
 - is available for access to Appointed Body (PCN database)
- Receiving channels are different (eDelivery or PCN database)
 - Submission event may be generated in different moments
 - If Submission event does not appear for a longer period, please contact the [ECHA Helpdesk](#) for further investigation

echa.europa.eu 54

37

Like Comment

Raising awareness

UFI campaign



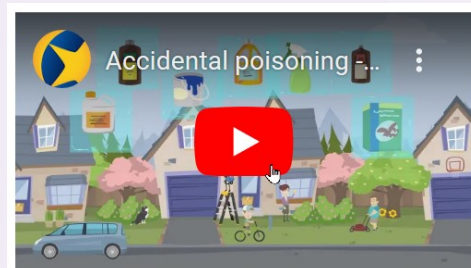
The UFI matters when every second counts!

- In a matter of minutes, poison centres must identify the exact product, assess the information available and provide a response.
- The UFI code supports process!
- Our goal is to educate caregivers of small children about the UFI code.
- Why caregivers? Because around half of calls made to poison centres are incidents that involve children!



Consumer site


- To explain the importance of the UFI
 - Why?
 - Which products contain a UFI
 - Where?
- Educational information in all EU language



<https://poisoncentres.echa.europa.eu/de/why-the-ufi-matters-for-everybody>

But, we need to reach further!

- Social media campaign
- Facebook, Instagram, LinkedIn & Twitter
- Working with multiple partners including BfR
- Campaign over two phases:



8 November 'awareness raising'.



19 November social media 'challenge'



Awareness raising – phase 1

- Start date 8th November
- Bringing awareness about the UFI code and why it exists
- Give tips how accidental poisonings can be avoided
- Post materials in all EU languages e.g.

'Chemische Alltagsprodukte können schädlich sein, wenn sie nicht sachgemäß verwendet werden. Lesen und teilen Sie unsere Tipps – so schützen Sie Ihre Liebsten! Warum das so ist: #UFImattersEU'

» SORGEN SIE DAFÜR, DASS IHRE LIEBEN SICHER SIND



Unfälle mit chemischen Produkten des täglichen Gebrauchs können jederzeit passieren! Verwenden Sie den UFI-Code, um rascher ärztliche Beratung zu bekommen.



Machen Sie sich mit dem UFI-Code vertraut. Vergewissern Sie sich, wo sich der Code auf den Produkten bei Ihnen zu Hause befindet.



Finden Sie heraus, wen Sie bei einem Unfall kontaktieren müssen und speichern Sie die Nummer auf Ihrem Telefon.



Chemische Produkte des täglichen Bedarfs können schädlich sein, wenn sie nicht korrekt angewendet werden – um Unfälle zu vermeiden, bewahren Sie die Produkte außerhalb der Reichweite von Kindern auf.



ECHA
EUROPEAN CHEMICALS AGENCY

Challenge – phase 2

- Runs 19 November (coincide World Children’s Day) to 10 December
- Social media ‘challenge’ to find UFI codes on products at home.
- Work with stakeholders, Member States, as well as institutional and national influencers
- Aim to spread the message & share on social media.
- All materials translated

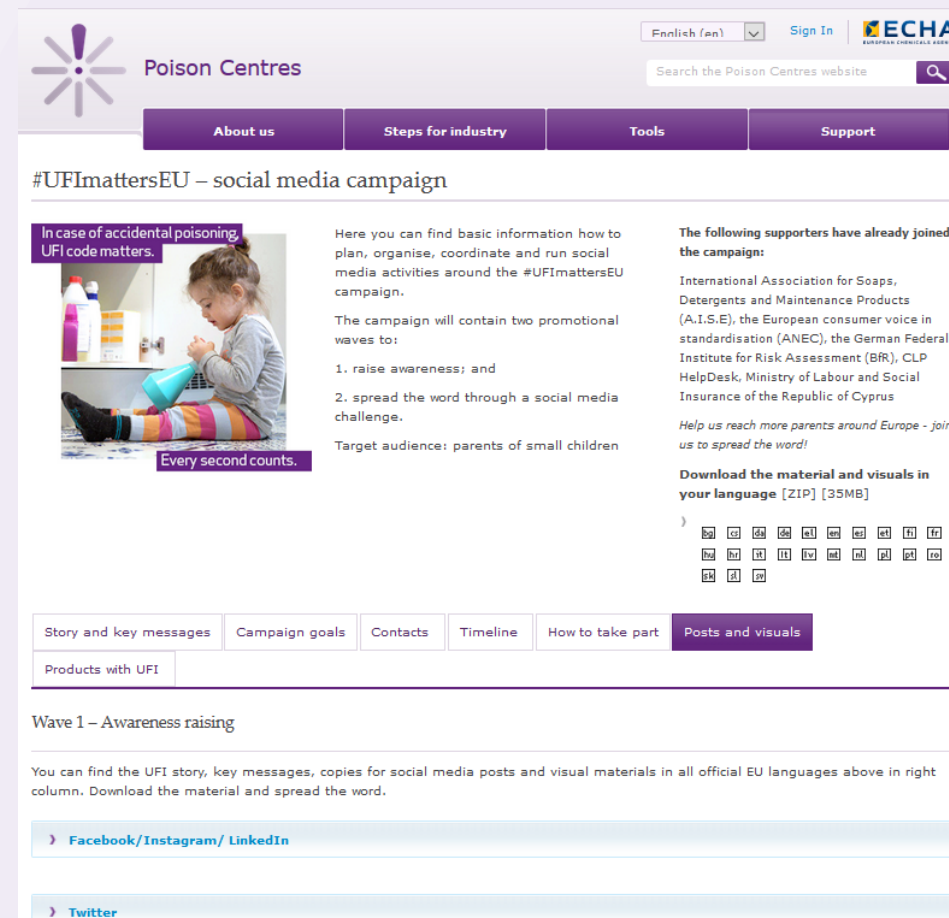
Unfälle mit chemischen Produkten des täglichen Bedarfs können jederzeit passieren. So werden Eltern kleiner Kinder im Ernstfall dank des UFI-Codes schneller ärztlich beraten. Taggen Sie Ihre Liebsten, wenn Sie diesen Beitrag teilen. #UFImattersEU.



Website campaign page

- Easy to share for all multipliers!
- A 'tool kit' of information, posts and visuals prepared
- Download translated material
- Campaign follow up to track success
- Join us to help to make this campaign a success with **#UFImattersEU**

<https://poisoncentres.echa.europa.eu/de/ufi-matters-social-media-campaign>



The screenshot shows the website for the #UFImattersEU social media campaign. At the top, there is a navigation bar with the Poison Centres logo, a language dropdown set to 'English (en)', a 'Sign In' button, and the ECHA logo. Below the navigation bar are four main menu items: 'About us', 'Steps for industry', 'Tools', and 'Support'. The main content area is titled '#UFImattersEU – social media campaign'. It features a central image of a young girl sitting on the floor, blowing a blue balloon. To the left of the image is a text box that reads 'In case of accidental poisoning, UFI code matters.' Below the image is a caption 'Every second counts.' To the right of the image is a text block explaining the campaign's purpose: 'Here you can find basic information how to plan, organise, coordinate and run social media activities around the #UFImattersEU campaign. The campaign will contain two promotional waves to: 1. raise awareness; and 2. spread the word through a social media challenge. Target audience: parents of small children'. Further right is a section titled 'The following supporters have already joined the campaign:' listing organizations like the International Association for Soaps, Detergents and Maintenance Products (A.I.S.E.), ANEC, and the German Federal Institute for Risk Assessment (BfR). Below this is a call to action: 'Help us reach more parents around Europe - join us to spread the word!'. At the bottom of the page, there is a section for 'Download the material and visuals in your language [ZIP] [35MB]' with a grid of language selection buttons. A navigation bar at the bottom of the page includes 'Story and key messages', 'Campaign goals', 'Contacts', 'Timeline', 'How to take part', and 'Posts and visuals'. Below this is a section for 'Products with UFI' and a 'Wave 1 – Awareness raising' section with a description of the campaign's goals and a list of social media links for Facebook/Instagram/LinkedIn and Twitter.



Thank you!

[name.surname\(at\)echa.europa.eu](mailto:name.surname(at)echa.europa.eu)