
Rotz und Brucellose- *re-emerging diseases* als globale Bedrohung

Heinrich Neubauer

Risiken entlang globaler Lebensmittel-Warenketten
BfR, Berlin, 18.02.2016



FRIEDRICH-LOEFFLER-INSTITUT

seit 1910

FLI

Bundeforschungsinstitut für Tiergesundheit
Federal Research Institute for Animal Health

- ***Burkholderia mallei***
 - Gram-negativ, unbeweglich
 - intrazellulär
 - umweltlabil (Hitze, UV, Trockenheit)
 - in Ställen bis zu 90 Tage überlebensfähig
 - Genom 5,8 Mb
 - eng verwandt mit *B. pseudomallei* - Melioidose

- **Zoonose**
 - zwischen Tier und Mensch übertragbar
 - Sicherheitslabor Stufe 3



FRIEDRICH-LOEFFLER-INSTITUT

seit 1910

FLI

Bundesforschungsinstitut für Tiergesundheit
Federal Research Institute for Animal Health

**Chronisch infiziertes Pferd =
einziges Reservoir**



FRIEDRICH-LOEFFLER-INSTITUT

seit 1910

FLI

Bundesforschungsinstitut für Tiergesundheit
Federal Research Institute for Animal Health

Allgemeine Symptome

- Fieber
- Verschlechtertes Allgemeinbefinden
- Abmagerung durch Auszehrung

Selten

- Gelenke, Knochen und Muskulatur
- Hirnhäute und Gehirn
- Orchitis, Mastitis



FRIEDRICH-LOEFFLER-INSTITUT

seit 1910

FLI

Bundesforschungsinstitut für Tiergesundheit
Federal Research Institute for Animal Health

Rotz wurde in Europa und Nordamerika bis 1970 getilgt

- Routinetestung (Mallein oder CFT)
- Keulen
- Strikte Importkontrolle



FRIEDRICH-LOEFFLER-INSTITUT

seit 1910

FLI

Bundesforschungsinstitut für Tiergesundheit
Federal Research Institute for Animal Health

Vet Rec. 1999 Mar 6;144(10):255-8.

Equine glanders in Turkey.

Arun S Neubauer H Gürel A Ayyildiz G Kuşçu B Yesildere T Meyer H
Hermanns W

Source

Institute for Animal Pathology, University of Istanbul, Turkey.

Abstract

In the course of an epidemiological study of glanders on a number of Turkish islands in the Sea of Marmara, **1128 horses** were examined by using the intracutaneous mallein test. Thirty-five (**3,1 %**) developed an increase in rectal temperature and a swelling at the point of injection. Ten of these horses were killed and glanders was confirmed in **five cases (1,6%)** by the presence of lesions and by the immunohistological demonstration of the causative agent, *Burkholderia mallei*. Clinical and pathological findings indicated that in all cases the infection was restricted to the mucous membrane of the nasal cavity with its parasinus, the nostrils and the upper lips. It was confirmed that equine glanders is endemic in Turkey.



FRIEDRICH-LOEFFLER-INSTITUT

seit 1910

FLI

Bundesforschungsinstitut für Tiergesundheit
Federal Research Institute for Animal Health

Rotz-Status OIE, gemeldete Rotz-Fälle von 2005-2015

2005	2006	2007	2008	2009	2010	2011	2012	2013	2014	2015
Brasilien	Brasilien Eritrea Indien	Brasilien Indien Iran Mongolei Russland	Brasilien Indien Iran Mongolei	Brasilien Indien Iran Kuwait Mongolei Myanmar	Bahrain Brasilien Eritrea Indien Iran Kuwait Mongolei Myanmar Pakistan	Afghanistan Bahrain Brasilien Indien Iran Libanon Myanmar Pakistan	Afghanistan Brasilien Indien Iran Pakistan	Brasilien Indien Iran Pakistan Russland	Brasilien Deutschland Indien Iran Irak	Brasilien Indien Iran

- Wiederaufflammende Tierseuche
- Ausbreitung in Endemiegebieten
- Einschleppungsgefahr in rotzfreie Regionen
- Fallbeispiele Deutschland 2006 / 2014

OIE World Animal Health Information System Online im Internet:

http://www.oie.int/wahis_2/public/wahid.php/Diseaseinformation/Diseasetimelines; Stand: Januar 2016



FRIEDRICH-LOEFFLER-INSTITUT

seit 1910

FLI

Bundesforschungsinstitut für Tiergesundheit
Federal Research Institute for Animal Health

Internationale Handelssperren nach Meldung an die OIE

Equiden Samen von Hengsten Embryonen

Terrestrial Animal Health Standards Commission Report September 2014 (ID)

CHAPTER 12.10.

INFECTION WITH *BURKHOLDERIA MALLEI* (GLANDERS)

Article 12.10.1.

General provisions

Most glanders susceptible animals are equids. Scientific data are not available for the *infection* in zebras. Camelids and various carnivores including bears, canids and felids can also be infected but play no significant epidemiological role. Glanders is a significant zoonotic disease with fatal outcome if not treated in a timely manner.

For the purpose of the *Terrestrial Code*, glanders is defined as an *infection* with *Burkholderia mallei* in an equid.



seit 1910

FLI

Bundesforschungsinstitut für Tiergesundheit
Federal Research Institute for Animal Health

AHN

Date : 2011/06/07 - 11 : 17

Number of readings : 317

<http://www.bna.bh/portal/en/news/459934>

Manama–June7 (BNA) Supreme Council for Youth and Sport first deputy chairman and Bahrain Royal Equestrian and Endurance Federation Shaikh Khalid bin Hamad Al-Khalifa today received European Commission experts Dr. Sfano Sutiji, Dr Penoint Svorsi and Dr. Fusail, who arrived in Bahrain to draft a report on lifting the ban on the Kingdom regarding the glanders outbreak. Endurance Committee Chairman Shaikh Faisal bin Rashid Al-Khalifa and Municipalities and Urban Planning Affairs Minister Dr. Juma'a bin Ahmed Al-Kaabi also attended.

The delegates will ensure the EU terms and regulations are being strictly implemented for owners of stables to get the green light to transport their horses abroad and take part in equestrian and endurance events. Muharraq Municipality director general and National Anti-Glanders Committee attended the meeting along with Breef secretary general Ghaleb Al-Alawi, director Haidar Al Zogby, and Shaikh Khalid's Personal Bureau director Rashid Al-Shaikh.



FRIEDRICH-LOEFFLER-INSTITUT

seit 1910

FLI

Bundesforschungsinstitut für Tiergesundheit
Federal Research Institute for Animal Health

COMMISSION IMPLEMENTING DECISION

of 18 August 2011

amending Annex I to Decision 2004/211/EC as regards the entries for Bahrain and Lebanon in the list of third countries and parts thereof from which the introduction into the Union of live equidae and semen, ova and embryos of the equine species are authorised

(notified under document C(2011) 5863)

(Text with EEA relevance)

(2011/512/EU)

The following Box 4 shall be added to Annex I to Decision 2004/211/EC:

Box 4:

BH	Bahrain	BH-1	<p>Delimitation of the southern part of the main island of Bahrain</p> <p>Northern boundary: From the West coast at the end of Zallaq Highway at the entrance of Sofitel Hotel in an easterly direction along Zallaq Highway to the junction with SHK Khalifa Highway,</p> <p>proceeds along SHK Khalifa Highway in a northerly direction until the boundary of Al Rawdha, demarcated by the wall of the Kings Palace,</p> <p>proceeds along the boundaries of the area of Al Rawdha in easterly direction to the roundabout at Al Safra on the SHK Salman Highway and further in a southerly direction to the roundabout at the entrance to Awali village,</p> <p>proceeds along Muaskar Highway in an easterly direction to the roundabout at Al Esteglal Highway/Hawar Highway and further in a southerly direction on Hawar Highway until that terminates at the eastern coast at the entrance of the village of Askar.</p>
----	---------	------	---

FRIEDRICH-LOEFFLER-INSTITUT

FLI

Bundesforschungsinstitut für Tiergesundheit
Federal Research Institute for Animal Health

Rotzausbruch 2014/15 in Deutschland

Sportpferd, geboren 2008 in SH

Vorbereitung zum **Export nach USA**:
guter Allgemeinzustand, keine
offensichtlichen klinischen Symptome

Einsendung einer Serumprobe zur
Untersuchung auf Rotz

Positiver Befund



FRIEDRICH-LOEFFLER-INSTITUT

seit 1910

FLI

Bundesforschungsinstitut für Tiergesundheit
Federal Research Institute for Animal Health

Information der Drittländer über den Rotz-Fall

Konsequenzen:

Sperrung von Deutschland für **Pferde- und Samen**import:

Indonesien, **Rusland**, **Brasilien**, Schweiz, Kolumbien, Taiwan, **Chile**, **Mexiko**, Korea, Japan, **Indien**, Hong Kong, **China**, USA, Philippinen, **Peru**, Kanada, Australien

Einige Drittländer genehmigen den Export unter Sonderbedingungen



FRIEDRICH-LOEFFLER-INSTITUT

seit 1910

FLI

Bundesforschungsinstitut für Tiergesundheit
Federal Research Institute for Animal Health

Epidemiologische Untersuchungen

Keine epidemiologischen Anhaltspunkte, aber indirekte Kontakte nach Südamerika!

Alle Tiere des Bestandes wurden negativ mit KBR getestet.

Untersuchung der 398 Kontaktpferde (in zehn anderen Bundesländern), die zeitgleich mit dem Sportpferd im Betrieb standen, aber mittlerweile verbracht worden sind - alle negativ

Exportuntersuchungen ca. 7200 Pferde im Jahr 2014 und 2015 negativ im Hinblick auf das Vorliegen von Rotz negativ getestet



FRIEDRICH-LOEFFLER-INSTITUT

seit 1910

FLI

Bundeforschungsinstitut für Tiergesundheit
Federal Research Institute for Animal Health

Nature of diagnosis	Laboratory (advanced)
This event pertains to	a defined zone within the country
Related reports	Immediate notification (30/01/2015) Follow-up report No. 1 (09/02/2015) Follow-up report No. 2 (12/05/2015) Follow-up report No. 3 (29/06/2015)
Outbreaks	There are no new outbreaks in this report

Epidemiology

Source of the outbreak(s) or origin of infection	Unknown or inconclusive
Epidemiological comments	<p>The affected holding had been put immediately under restriction following the first serological positive test (1 December 2014). Other 30 equines kept on the affected holding have been investigated three times every two weeks with negative results (clinically checks and CFT). Cleansing and disinfection of the affected holding has been carried out and finished on 27 January 2015. The infection with <i>B. mallei</i> has been resolved from 27 January 2015. Epidemiological investigations and tests on traceability were initiated directly after the first serological finding. It was established that the affected horse had never been moved to other Member States or third countries. 398 contact horses were ascertained in other holdings in Germany. All contact horses have been tested negative for glanders. In addition to this, tests for export to third countries were carried out on 4,694 horses in 2014 and 2,665 horses in 2015 (as of 13 June 2015 = end of six-month period following the killing of the animal concerned); they all tested negatively for glanders. Neither in the framework of the passive monitoring (examinations of horses intended for slaughter or found dead) nor in the movement of horses from another Member State or the import of horses from third countries have the competent authorities in Germany received any information on symptoms that would have indicated the suspicion or outbreak of the notifiable disease "glanders". The cause for the introduction of <i>B. mallei</i> was not able to be determined, despite of intensive tests. The conclusion drawn from all tests carried out is that the case in question was an isolated case. <u>In accordance with Article 12.10.2 of the OIE Terrestrial Animal Health Code Germany declares itself free of glanders with effect of 14 June 2015.</u></p>



FRIEDRICH-LOEFFLER-INSTITUT

seit 1910

FLI

Bundesforschungsinstitut für Tiergesundheit
Federal Research Institute for Animal Health

Case Report

Burkholderia mallei infection in a horse imported from Brazil

**M. C. Elschner*†, C. U. Klaus†, E. Liebler-Tenorio‡, G. Schmoock†, P. Wohlsein#,
O. Tinschmann¶, E. Lange§, V. Kaden§, R. Klopffleisch§, F. Melzer†, A. Rassback† and
H. Neubauer†**

†Friedrich-Loeffler-Institut, Federal Research Institute for Animal Health (FLI), Institute of Bacterial Infections and Zoonoses, ‡FLI, Institute of Molecular Pathogenesis, Jena; §FLI, Institute of Infectiology, Greifswald-Insel Riems; #Department of Pathology, University of Veterinary Medicine, Hannover; and ¶Veterinary Surgery of Horses, Sehnde, Germany.

Keywords: horse; glanders; *Burkholderia mallei*; infectious disease

Equine vet. Educ., 2009, 21, 147-150

Mai 2006, importierter Fall von Rotz

Einfuhr über Flughafen Frankfurt (Herkunft Sao Paulo)



FRIEDRICH-LOEFFLER-INSTITUT

seit 1910

FLI

Bundesforschungsinstitut für Tiergesundheit
Federal Research Institute for Animal Health

Warenkette: Lebensmittel

Eselfleischexport aus Brasilien nach China: Eselburger

Pferdefleischimport aus Brasilien in die EU



FRIEDRICH-LOEFFLER-INSTITUT

seit 1910

FLI

Bundesforschungsinstitut für Tiergesundheit
Federal Research Institute for Animal Health

Brucellose

Spezies	Biovar	Natürlicher Wirt	Humanvirulenz
<i>Brucella melitensis</i>	1-3	Schaf, Ziege	hoch
<i>B. abortus</i>	1-7 + 9	Rind	mittel
<i>B. suis</i>	1 + 3	Schwein	hoch-mittel
	2	Schwein, Hase	gering
	4	Rentier	-
	5	Nager	-
<i>B. canis</i>	-	Hund	gering
<i>B. ovis</i>	-	Schaf	-
<i>B. neotomae</i>	-	Buschratte	-
<i>B. pinnipedialis</i>	-	Robben	?
<i>B. ceti</i>	-	Delphine	?
<i>B. microti</i>	-	Feldmaus	?
<i>B. inopinata</i>	-	Mensch	ja
<i>Brucella pabonis</i>	-	Pavian	?



FRIEDRICH-LOEFFLER-INSTITUT

seit 1910

FLI

Bundesforschungsinstitut für Tiergesundheit
Federal Research Institute for Animal Health

Tier: Wirtschaftlich schwere Schäden

- hohe Abortrate
- geringe Milchleistung
 - Abmagerung
- Gelenkentzündung
 - Infertilität

HANDELSBESCHRÄNKUNGEN



FRIEDRICH-LOEFFLER-INSTITUT

seit 1910

FLI

Bundesforschungsinstitut für Tiergesundheit
Federal Research Institute for Animal Health



FRIEDRICH-LOEFFLER-INSTITUT



seit 1910

FLI

Bundesforschungsinstitut für Tiergesundheit
Federal Research Institute for Animal Health

Unsymptomatische Symptomatik beim Menschen

Symptom	Patienten (%) mit Symptomatik			(%) total (n=400)
	akut (n=308)	subakut (n=50)	chronisch (n=42)	
Hepatosplenomegalie	39	54	38	41
Arthritis	22	50	24	26
Splenomegalie	19	32	10	20
Hepatomegalie	8	2	5	7
Epidymo-Orchitis	6	8	5	6
Lymphadenopathie	9	2	1	3
Paralyse	1	0	17	2,2
Papillenödem	1	8	8	2
Nckensteife	1	2	3	1,5

höchst inkapazitierend - langwierige, belastende Therapie - schwerwiegende Spätfolgen

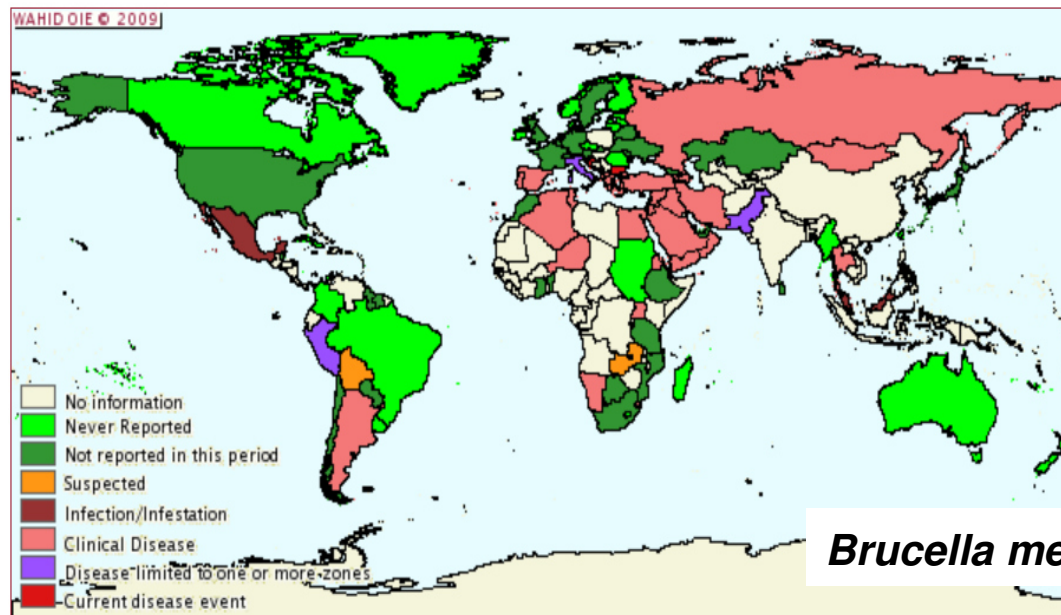


FRIEDRICH-LOEFFLER-INSTITUT

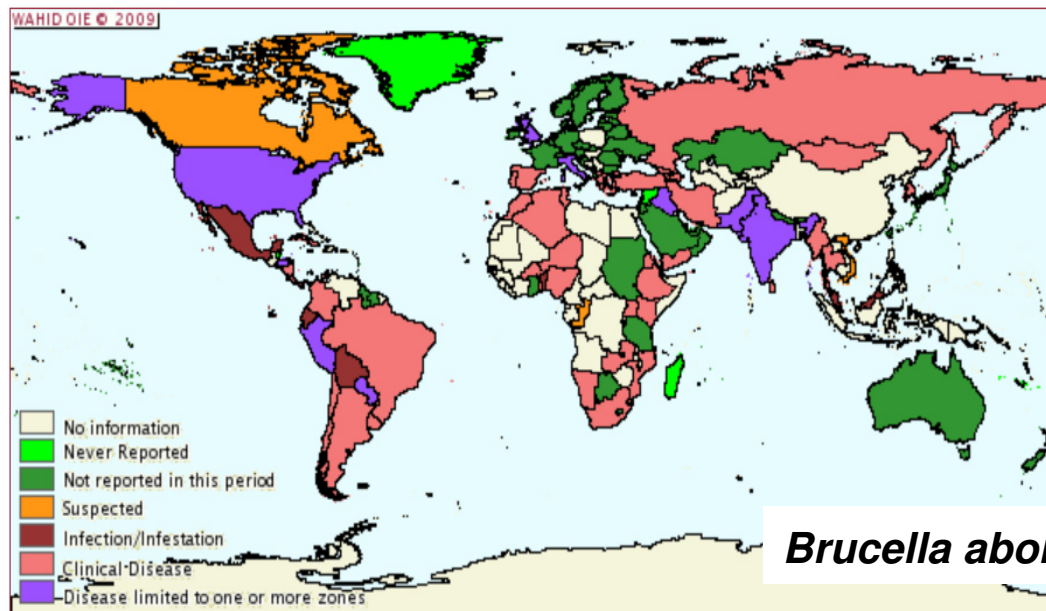
seit 1910

FLI

Bundesforschungsinstitut für Tiergesundheit
Federal Research Institute for Animal Health



Brucella melitensis – Infektionen (Schaf, Ziege)



Brucella abortus - Infektionen (Rind, Kamel)

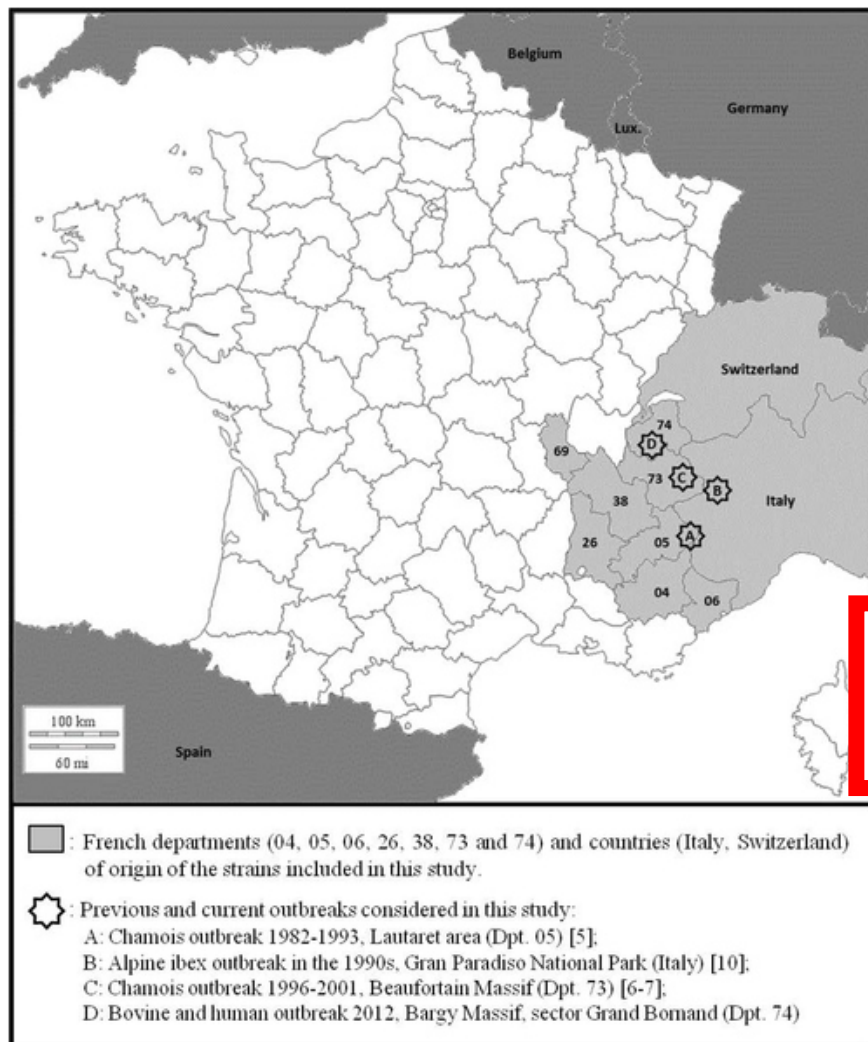


seit 1910

TITUT
FLI

Bundesforschungsinstitut für Tiergesundheit
Federal Research Institute for Animal Health

Survey area with current and previous *Brucella melitensis* bv 3 outbreaks in wild ungulates in the Alps.



Mick V, Le Carrou G, Corde Y, Game Y, Jay M, et al (2014) *Brucella melitensis* in France: Persistence in Wildlife and Probable Spillover from Alpine Ibex to Domestic Animals. PLoS ONE 9(7):e94168. doi:10.1371/journal.pone.0094168

<http://journals.plos.org/plosone/article?id=info:doi/10.1371/journal.pone.0094168>



Eurosurveillance, Volume 17, Issue 30, 26 July 2012

Rapid communications

RE-EMERGENCE OF BRUCellosIS IN CATTLE IN FRANCE AND RISK FOR HUMAN HEALTH

A Mailles (a.mailles@invs.sante.fr)¹, S Rautureau², J M Le Horgne³, B Poignet-Leroux², C d'Arnoux⁴, G Dennetière⁵, M Faure⁶, J P Lavigne⁷, J P Bru⁸, B Garin-Bastuji⁹

FRIEDRICH-LOEFFLER-INSTITUT

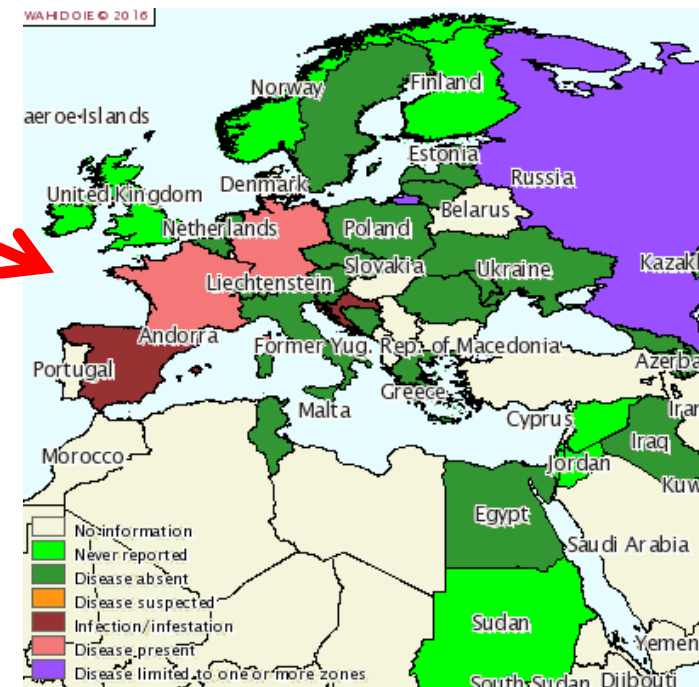
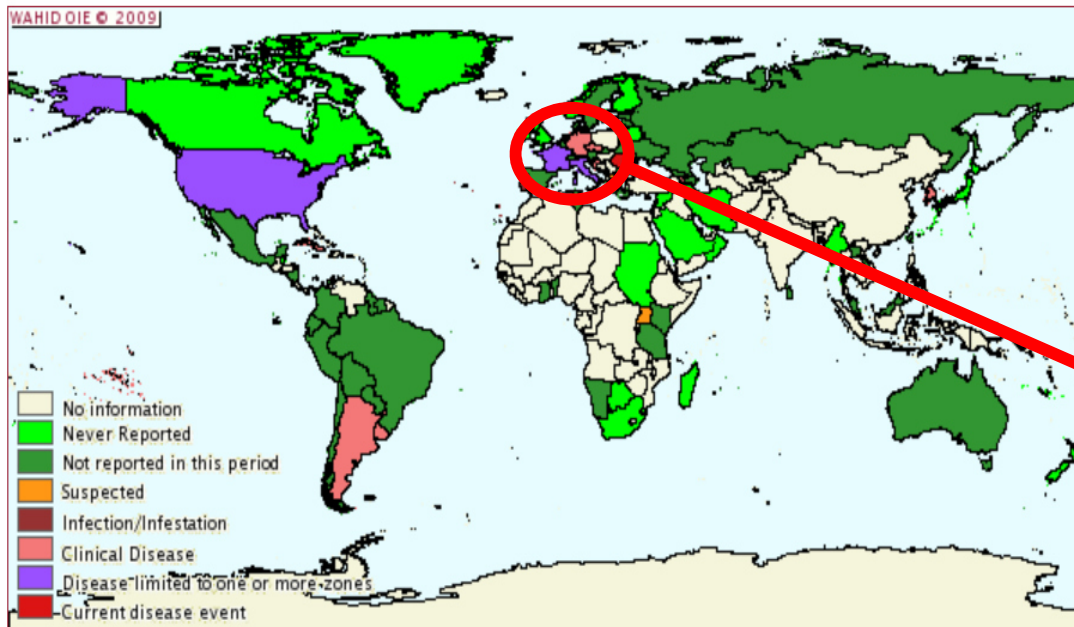


seit 1910

FLI

Bundesforschungsinstitut für Tiergesundheit
Federal Research Institute for Animal Health

Brucella suis – Infektionen (Schwein)



FRIEDRICH-LOEFFLER-INSTITUT

seit 1910

FLI

Bundesforschungsinstitut für Tiergesundheit
Federal Research Institute for Animal Health

Schweinebrucelloseausbruch (*Brucella suis*
BV 2) ausgehend von Freilandschweinen
aus MPV
Mit Beteiligung mehrerer Bundesländer



FRIEDRICH-LOEFFLER-INSTITUT

seit 1910

FLI

Bundesforschungsinstitut für Tiergesundheit
Federal Research Institute for Animal Health